



ZONES 7&8 AWARDS:

Recognizing the Design Excellence
of Georgia Landscape Architects

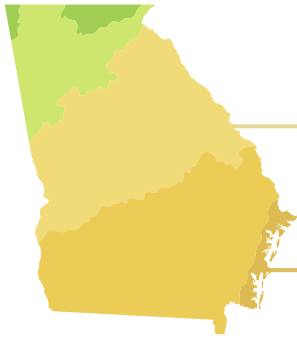
Call for Entries!

Submissions due: January 9, 2019 at 5pm

Awards Gala: March 9, 2019 at 103 West (Atlanta)



2016 Merit Award in General Design Category
Cruz Plaza, Mercer University (Macon, GA)
Designed by HGOR



ZONES 7&8 AWARDS

Submission Categories

General Design

Project Types: Site-specific works of landscape architecture or urban design. Professional entries must be built.

Typical Entries Include: Public, institutional or private landscapes of all kinds (except residential), historic preservation, green roofs, green infrastructure, design for mobility, landscape art installation and more

Criteria: The jury will consider the quality of design execution, design context, environmental sensitivity/sustainability, and design value to both the client and larger profession.

Recognition: The jury may select one Award of Excellence and any number of Honor Awards in this category.

Residential Design

Project Types: Site specific works of landscape architecture for residential use. Professional entries in the category must be built.

Typical Entries Include: Single or multi-family residential projects, amenity areas for entertainment or recreation, sustainable landscape applications, new construction or renovation projects, private gardens and more.

Criteria: The jury will consider the quality of design and execution, design context, environmental sensitivity and design value to both the client and larger profession.

Recognition: The jury may select one Award of Excellence and any number of Honor Awards in this category.

Analysis & Planning

Project Types: The wide variety of professional activities that lead to, guide, and evaluate landscape architectural design. Entries in this category are not required to be built or implemented.

Typical Entries Include: Urban and/or regional planning efforts, development guidelines, corridor studies, town or campus planning efforts, brownfield site reclamation plans; environmental planning related to regulatory controls, cultural or natural resource protection, historic landscape planning and more.

Criteria: The jury will consider the quality of the analysis and planning effort, context, environmental sensitivity, applicability to practice, potential for implementation and value to the client, the public and the larger profession.

Recognition: The awards jury may select one Award of Excellence and any number of Honor Awards in this category.

Research

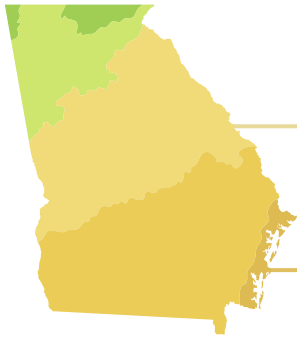
Project Types: Research that identifies and investigates challenges posed in landscape architecture, providing results that advance the body of knowledge for the profession.

Typical Entries Include: Research projects related to the practice of landscape architecture such as studies on methods, techniques, or materials; design process investigations; technological innovations; occupational threats; relationship to law, education, public health and safety, or public policy.

Criteria: The jury will consider the research methodology, the applicability of place and context, the methods of investigation, analysis recommendations, and the value to the larger profession.

Recognition: The awards jury may select one Award of Excellence and any number of Honor Awards in this category.

Note: entrants into the Research category are not required to be landscape architecture firms, agencies or professionals.



ZONES 7&8 AWARDS

Submission Categories

Communications

Project Types: Achievements in communicating landscape architecture works, techniques, technologies, history or theory and the lesson value to an intended audience.

Typical Entries Include: Print Media, videos, social media campaigns; smart phone application design; interpretive design; exhibition design; and more.

Criteria: The jury will consider the effectiveness of the message presentation, the innovation in approach or delivery, and the value to the intended audience.

Recognition: The awards jury may select one Award of Excellence and any number of Honor Awards in this category.

Note: entrants into the Communications category are not required to be landscape architecture firms, agencies or professionals.

Georgia Landmark

Project Types: A distinguished landscape architecture project located in Georgia completed at least 15 years ago that retains its original design integrity and contributes significantly to the public realm.

Typical Entries Include: Parks, plazas, public gardens, botanical gardens, playgrounds, and more. Public agencies, nonprofit organizations, educational institutions and any other interested individuals are encouraged to submit projects in this category.

Criteria: The jury will consider the project's sustained value to the community it serves and its continued relevance to the practice of landscape architecture.

Recognition: The awards jury may select one Award of Excellence and any number of Honor Awards in this category.

Note: entrants into the Landmark Award category are not required to be a member of ASLA, nor join ASLA in order to enter.

Student Work

Project Types: The work of landscape architecture students and/or students from allied professions including planning, urban design, architecture, interior design, engineering and natural sciences. Submissions may be either individual projects or collaborative team projects. Student entries are not required to be built.

Typical Entries Include: Landscape architecture projects that meet the criteria within the categories of General Design, Residential Design, Analysis and Planning, Research, and Communications.

Criteria: The jury will evaluate each project within submission categories outlined herein. Projects exhibiting collaboration between landscape architecture and non-landscape architecture students may be given special consideration.

Recognition: The awards jury may select one Award of Excellence and any number of Honor Awards in this category.



ZONES 7&8 AWARDS

Eligibility Requirements

Professional Entries

Each firm, agency, or organization may submit up to two total projects for consideration. In other words, no more than two projects submitted by a single firm, agency or organization will be considered by the jury. Projects submitted do not have to be physically located within or pertain to the State of Georgia. However, the firm, agency or organization that performed the majority of the design or research work must be located within the State of Georgia.

In order to submit projects under the General Design, Residential Design, or Analysis & Planning categories, the applicant must be an Associate, Full, or International ASLA member, or eligible to join ASLA in one of those categories. The Research and Communications categories are open to non-professionals, but the official entrant must be (or join as) an ASLA Affiliate, Associate, Full, or International member. The non-member fee includes a one-year membership in ASLA. An official entrant in Georgia Landmark category is not required to be a member of or join ASLA in order to submit. ASLA Affiliate Members are not eligible to enter the General Design, Residential Design or Analysis & Planning.

The jury process is “blind.” In other words, the identities of the entrant and creative team are not revealed to the jury. All jury proceedings are strictly confidential. Members of the awards jury are a committee of both local and out-of-state professionals. Jury members and their respective firms, organizations, agencies, or employers are not eligible to submit projects within this awards program. Georgia Chapter ASLA retains the right to disqualify any entry that does not meet the program requirements or that presents a conflict of interest. In such cases, refunds will not be issued.

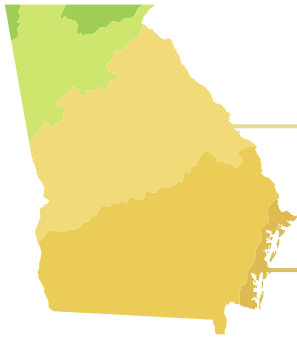
Non-members entering multiple projects may pay the non-member fee for the first entry and the member fee for any additional entries. For information on membership qualifications, please visit asla.org.

Student Entries

The official entrant must be a Student or a Student Affiliate ASLA member of ASLA or eligible to join ASLA in order to enter. Team projects must include at least two Student or Student Affiliate ASLA members. The nonmember fee includes a one-year membership in ASLA. All team members and their course of studies must be submitted with the entry.

The jury process is “blind.” In other words, the identities of the entrant and creative team are not revealed to the jury. Members of the Student Awards Jury will recuse themselves from judging any entries with which they have a conflict of interest (for example, a juror who teaches in a landscape architecture program will not judge entries submitted by students from that program). ASLA retains the right to disqualify any entry that does not meet the program requirements or that presents a conflict of interest. In such cases, refunds will not be issued.

Non-members entering multiple projects may pay the non-member fee for the first entry and the member fee for any additional entries. For information on membership qualifications, please visit asla.org.



ZONES 7&8 AWARDS

Entry Form

Submissions: Project submission materials must not reveal the names of the entrant and/or landscape architects, firms, agencies, or organizations affiliated.

Project Name: A submission must include a concise presentation title that indicates the nature of the project/submission.

Submission Category: Each submission should clearly state the category with which it is being submitted within.

Project Statement: In 200 words or less, describe the project and why it is award-worthy. This statement may be used in promotional materials if the project is selected for an award. NOTE: failure to submit this statement will lead to disqualification of entry.

Project Narrative: Addressing the criteria for the specific submission category, describe in 1000 words or less the project location, size, site context, scope of work, design approach, materials and installation methods, environmental responsiveness, client dynamics, interdisciplinary collaboration and any other major considerations. The project name, statement and narrative must be formatted together within a 8.5"x11" size document using 12 pt Times New Roman font and submitted as a PDF file.

Project Images: Submission packages must include at least five (5) but no more than fifteen (15) project images. Typical entry images include site plans, illustrations, 3-D renderings, and/or photographs. Project images shall be formatted within an 8.5"x11" size document. Brief captions of no more than 40 words each are to be placed at the bottom of each image. Project images should be submitted as a single PDF file (10mb max size) with the filename labeled with the project entry (do not label using your name). NOTE: failure to submit images will lead to disqualification of entry. Winners will be required to submit high resolution images.

Entry Form: A submission must include one completed entry form.

All submissions are to be emailed to submission@gaasla.org by 5pm on January 9, 2019. Late entries will not be accepted.

Questions? Please email submission@gaasla.org.

Project Name: _____

Submission Category: _____

Applicant Name: _____

Firm/Organization/School: _____

Address: _____

Phone: _____ Email: _____

ASLA Membership Status (check one):

- ASLA Full Member
- FASLA
- Associate ASLA
- Student ASLA - Graduate Level
- Student ASLA - Undergraduate Level
- Non-Member Professional LA or Student
- Non-Member

Award Entry Fee (check one):

- Professional ASLA Member \$150
- Professional Non-Member \$560^I
- Non-Member (other) \$300^{II}
- Student ASLA Member \$25^{III}
- Student ASLA Non-Member \$75^{III}
- Non-Member Landmark Category \$100

Payments to be made via Paypal to mal_comweb@gaasla.org. Firms, agencies or organizations unable to make payments via Paypal should reach out to treasurer@gaasla.org to arrange alternate payment methods.

I - Non-Member fee provides one year membership in ASLA. A non-member may enter more than one project; additional projects entered at the professional ASLA member fee.

II - Non-Member (other) relates to the category of Research & Communications for non-Professional Landscape Architects (PLA)

III - Student entries must include a copy of both the applicant's and associated team member valid student identification cards.